

## Hooray for Linda Mae Dance

May 11, 2024

### THE REEL OF MEY (J8x48) 3C (4C set) George Smail RSCDS Book 22

1-8 1s cross RH, cast to 2nd place (2s step up); 2s+1s dance RH across

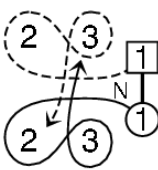
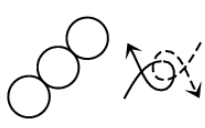
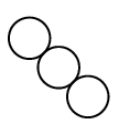

9-16 1s cross LH, cast to 3rd place (3s step up); 3s+1s dance LH across

17-24 1s dance up to top, cast 1 place on own sides, dance down between 3s, cast up to face 1st corners (3s step down)

25-32 1s dance reel of 4 with 1st corners and dance round each RSh to end facing 2nd corners

33-40 1s dance reel of 4 with 2nd corners and end in 2nd places own sides

41-48 2s+1s+3s circle 6H round and back

THE REEL OF MEY						8x48 J	
2 1x		3 1				2 1 3	
$X_R$ 1	RA	$X_L$ 1	LA				

George Smail, RSCDS Book 22.1

3C/4C longwise set.

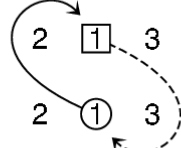
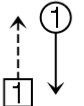
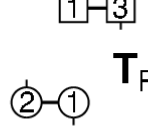
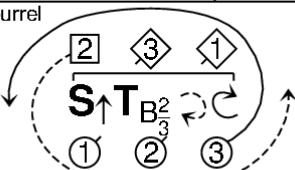
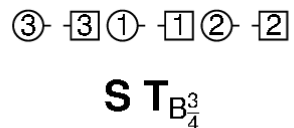

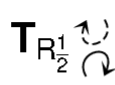
### BARBARA'S STRATHSPEY (S8x32) 3C (4C set) Sue McKinnell RSCDS Book 46

1-8 1s set, cast 1 place (2s step up 3-4); 1s dance ½ Fig of 8 1M up/1L down

9-16 2s+1s+3s set; 1s cross passing RSh; top 2 Men also bottom 2 Ladies turn RH 1½ times

17-24 1s+2s+3s dance 3 couple Bourrel

25-32 All chase clockwise ½ round; all turn partners RH ½ turn and twirl to places

BARBARA'S STRATHSPEY				8x32 S	
S 1		2 1x 3			
					
Bourrel 				3 1 2 	
				2x 1x 3x 	

Sue McKinnell, 2006, suedan.com, RSCDS Book 46.4

3C/4C longwise set.

### TOMALENA (R5x32) 5C set Sara Gratiot and Paul Douglas San Francisco Collection 2

1-8 1s+3s lead down and up to 2nd/4th places BtoB facing own sides; 2s & 4s step up 3-4

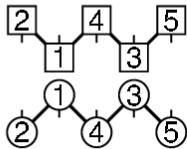
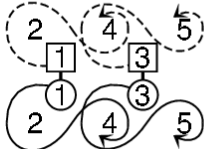
9-16 All dance Double Triangles with 1s and 3s ending in middle facing up and W on M's right

17-24 1s+3s dance up between 2s/4s, cast down 1 place, dance down between lower couple, cast up to 2nd/4th places

25-32 1s+4s also 3s+5s dance Pousette

# Hooray for Linda Mae Dance

May 11, 2024

TOMALENA			5x32 R
1 3 → ←	 DT		1 4 3 5 P

Sara Gratiot & Paul Douglas, 1984, San Francisco 2

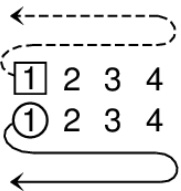
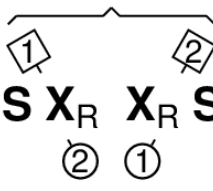
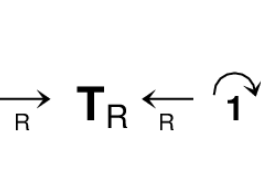
5C/5C longwise set.

## MAE IN APRIL (J8x32) 3C (4C set) Holly Gibson Leaflet

- 1- 8 1s cast as 2s step up; 1s dance in to pass LSh and face out ends – L down/M up; 1s dance out ends and cast right, coming through 2<sup>nd</sup> place into center to turn LH to face 1<sup>st</sup> corners
- 9-16 1s set to corner (1), set to partner (1), turn  $\frac{3}{4}$  RH (2 bars) to face 2nd corner; 1s set to corner (1), set to partner (1), change RH up and down
- 17-24 1s cast out ends (L up/M down) and to right into 8 bar RSh reels of 3 across; 1s end passing RSh to face out 2<sup>nd</sup> place own sides
- 25-32 All 3 couples dance chaperoned chain progression; end 3, 1, 2

## SEANN TRIUBHAS WILLICHAN (S8x32) 2C (4C set) Thomas Wilson (18C) RSCDS Book 27

- 1- 8 1s cast and dance down behind own lines, turn outwards and dance back to top
- 9-16 1L+2M set and change places RH while 1M+2L change places RH and set; repeat
- 17-24 1s lead down for 2 steps, turn RH, lead up to top, cast to 2nd place as 2s step up
- 25-32 2s+1s set and turn partner 2H opening out to circle 4H round to left

SEANN TRIUBHAS WILLICHAN			8x32 S
	 S X <sub>R</sub> X <sub>R</sub> S ② ①	R	 → <sub>R</sub> T <sub>R</sub> ← <sub>R</sub> 1 S T <sub>B</sub> ④

Thomas Wilson, 1816, RSCDS Book 27.9

2C/4C longwise set.

## SUMMER WOONG (R8x32) 3C (4C set) Alan MacPherson RSCDS Book 38

- 1- 8 1s+2s circle 4H round to left, chase clockwise  $\frac{1}{2}$  way to end on opposite sides facing each other up and down
- 9-16 2s+1s+3s dance RSh reels of 3 on sides
- 17-24 1s followed by 2s lead down for 3, 2s divide and follow 1s back to top, 1s+2s retain RH and Men pass in front of Ladies as they turn under right arm
- 25-32 1s+2s dance Poussette

# Hooray for Linda Mae Dance

## May 11, 2024

SUMMER WOONG				8x32 R	
1 2 	1 2 	2x 1x 3 	2x 1x 	1x 2x 	1 2 <b>P</b>
			3 bars	3 bars	W under own R arm

Alan Macpherson, RSCDS Book 38.6

3C/4C longwise set.

SYMBOLS USED IN KEITH ROSE DIAGRAMS					
Top of Set is on Left ... 2, 4 & 8 bar phrase boundaries 1 Ladies } Numbered & facing as shown 2 Men } Inactive if grey 3 Inactive 1 Left hand dancer in trio - - - Ladies' Path - - - Men's Path		2 1x 3 Dancing Couples (x = Crossed Over) 1, 2, 3, 4th Corners Simultaneous Movements Sequence Leading man (in reels) Half Figure	↑ ↓ Advance Retire ↑ ↓ Advance & Retire ⇌ Down and Up 1 2 Cast Off, Up (1, 2 places) ↻ ↻ Lead Down, Up ↻ ↻ Long cast (4 bars)		
One Hand Joined Both Hands Joined Promenade Hold Allemande Hold Make Arch		Circle, 4 Hands Round & Back Circle Left, Right Chase Clockwise, Anti-clockwise Reels of 3, 4 (1C entry shown)	Ladies' Chain Men's Chain Turn 1st Corner, Partner, 2nd Corner, Partner Clap Petronella		
<b>A</b> Allemande <b>B</b> Balance in Line <b>D</b> Do-si-do (Back to Back) <b>DT</b> Double Triangles <b>HS</b> Highland Schottische <b>LA RA</b> Left, Right Hands Across		<b>P</b> Poussette <b>PROM</b> Promenade <b>R</b> Repeat <b>RL</b> Rights & Lefts <b>S</b> Set <b>T</b> Turn <b>X</b> Cross	Suffixes: <b>B</b> Both Hands <b>L</b> Left Hand <b>R</b> Right Hand <b>N</b> Nearer Hand <b>X</b> Crossed Hands Petronella Advancing Rotating		

Keith Rose, 2022